

NORTON





SAINT-GOBAIN






clipper[®]

MASONRY SAWS



MASONRY SAWS

 <p>Ø350 mm 110mm MAX CUT DEPTH 130mm MAX MATERIAL HEIGHT</p> <p>ELECTRIC 3HP 2kW</p> <p>CST120 UNO</p>	 <p>Ø350 mm 110mm MAX CUT DEPTH 130mm MAX MATERIAL HEIGHT</p> <p>ELECTRIC 3HP 2,2kW</p> <p>CST100/120</p>	 <p>Ø350 mm 110mm MAX CUT DEPTH 195mm MAX MATERIAL HEIGHT</p> <p>ELECTRIC 3HP 2,2kW</p> <p>CST 150</p>	 <p>Ø400 mm 150mm MAX CUT DEPTH 280mm MAX MATERIAL HEIGHT</p> <p>ELECTRIC/PETROL* 3HP 2,2kW 4HP 3kW 6,5HP* 4,8kW*</p> <p>CM401</p>
---	---	---	--

 <p>Ø500 mm 195mm MAX CUT DEPTH 355mm MAX MATERIAL HEIGHT</p> <p>ELECTRIC / PETROL* 5,5HP 4,0kW 6,5HP* 4,8kW*</p> <p>CM501</p>	 <p>Ø500 mm 190mm MAX CUT DEPTH 355mm MAX MATERIAL HEIGHT</p> <p>ELECTRIC 7,5HP 5,5kW</p> <p>ISM/ISC</p>	 <p>Ø650 mm 265mm MAX CUT DEPTH 280mm MAX MATERIAL HEIGHT</p> <p>ELECTRIC / PETROL* 3HP 2,2kW 6,5HP 4,8kW 7,5HP* 5,5kW*</p> <p>JUMBO 651</p>	 <p>Ø900/1000** mm 370/420** mm MAX CUT DEPTH 440mm MAX MATERIAL HEIGHT</p> <p>ELECTRIC / PETROL* 10HP 7,5W 13HP* 9,6kW*</p> <p>JUMBO 900/1000</p>	 <p>508mm MAX CUT DEPTH 508mm MAX MATERIAL HEIGHT</p> <p>ELECTRIC 2,5HP 1,85kW</p> <p>CB511</p>
--	--	--	---	---

CST 100/120/150

FEATURES

- Robust conception
- Strong chrome-plated guiding bars
- Tilting head
- Delivered with a side extension table without legs (450x300mm)

BENEFITS

- Reliable machine
- High precision cutting
- Allows cuts up to 45°
- Width of the table grows from 660 to 1110mm
- Adaptation of cutting depth

CST 100 & 120

Also available in aluminium



ADJUSTABLE GUIDE ANGLE



SIDE EXTENSION TABLE



	CST100	CST120	CST150
Item No	70184613977	70184614032	70184614025
EAN 13 Code	5450248144595	5450248191179	5450248189725
Supply Voltage/Power kW (Hp)	230V 1~/ 2,2kW (3Hp)	230V 1~/ 2,2kW (3Hp)	230V 1~/ 2,2kW (3Hp)
Fuse (Generator)	16A / 6kVA	16A / 6kVA	16A / 6kVA
Blade x bore (mm)	Ø 350 x 25,4	Ø 350 x 25,4	Ø 350 x 25,4



	CST100	CST120	CST150
Item No	70184613982	70184613892	70184614026
EAN 13 Code	5450248144724	5450248141235	5450248189732
Supply Voltage/Power kW (Hp)	400V 3~/ 3kW (4Hp)	400V 3~/ 3kW (4Hp)	400V 3~/ 3kW (4Hp)
Fuse (Generator)	16A / 8kVA	16A / 8kVA	16A / 8kVA
Max. blade x bore (mm)	Ø 350 x 30	Ø 350 x 30	Ø 350 x 30

PRODUCT DATA (ALL MACHINES)	CST100	CST120	CST150
Max. cutting depth (mm)	110	110	110
Max. cutting length (mm)	1000	1200	1500
Max. material height (mm)	130	130	195
Table size (mm)	1000	1200	1500
Tool speed RPM	2800min-1	2800min-1	2800min-1
Hand arm vibrations	<2,5m/s ²	<2,5m/s ²	<2,5m/s ²
Sound power / pressure level	88,5dB (A) / 73,5db (A)	88,5dB (A) / 73,5db (A)	88,5dB (A) / 73,5db (A)
Dimensions (LxWxH) (mm)	1270 x 660 x 1350	1600 x 660 x 1350	1970 x 660 x 1350
Dimensions (without legs) (mm)	1270 x 660 x 780	1600 x 660 x 780	1970 x 660 x 780
Weight	105kg	160kg	180kg

MAX CUT DEPTH



CST 100

CST 120

CST 150